

*Glass Resin Body Coating*



*Glass barrier keeps your car  
shining beautifully all the time*



**KYOWA SHOKO**



# Hardness 6H Thickness 2.5 μm Shines for a long time

*\*Generally new car's clear paint is 1H hardness.*

**"AQuly" glass resin body coating is newly introduced to car coating market for more customer's satisfaction by everlasting effects to keep the best shining body condition.**

**AQuly coating-  
Hard,  
Thick &  
Everlasting**

**Hardness**

*AQuly's hardness is 6H and it has similar compotion to glass. It prevents scratch and color fading by ultra-violet light. General glass coating is too hard and has crack or stain problems. "AQuly" has overcome such problems with hardness control technology.*

**Thickness**


*AQuly's 2.5 μm of glass resin film covers and protects car body paint, window glass, metal or plastics parts.*

**Keep shine**

*AQuly makes protective barrier on car body paint and keeps new car's shining for a long time.*

**Whole body coating**

*Can apply to body, window glass, tire wheel, bumper etc. Plastics can be coated as well.*

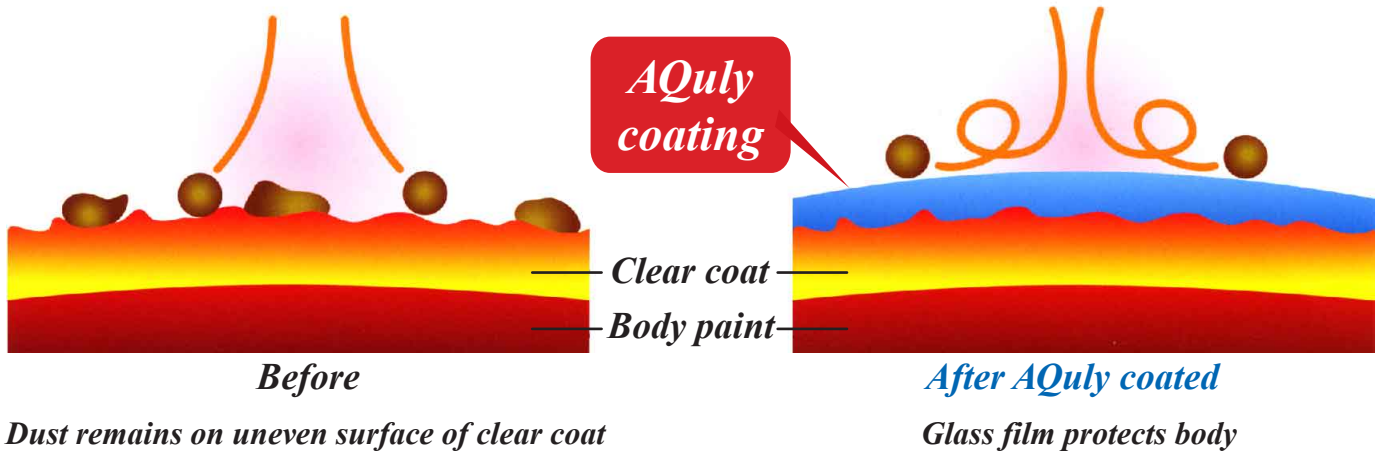


**Selectable  
Super water repellent  
Super hydrophilicity**

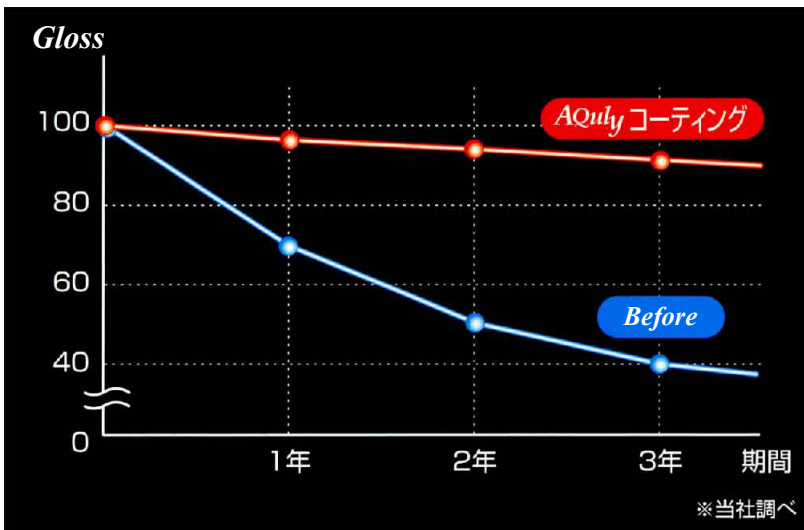


*Two different type of conditioner is prepared for maintenance. Depending on car owners' favour, finish is selectable. Super water repellent or Super hydrophilicity.*

# AQuly Glass resin coating protects Car Body!



## Comparison before and after AQuly



**Easy maintenance!!**  
AQuly keeps new car's shine for a long time.



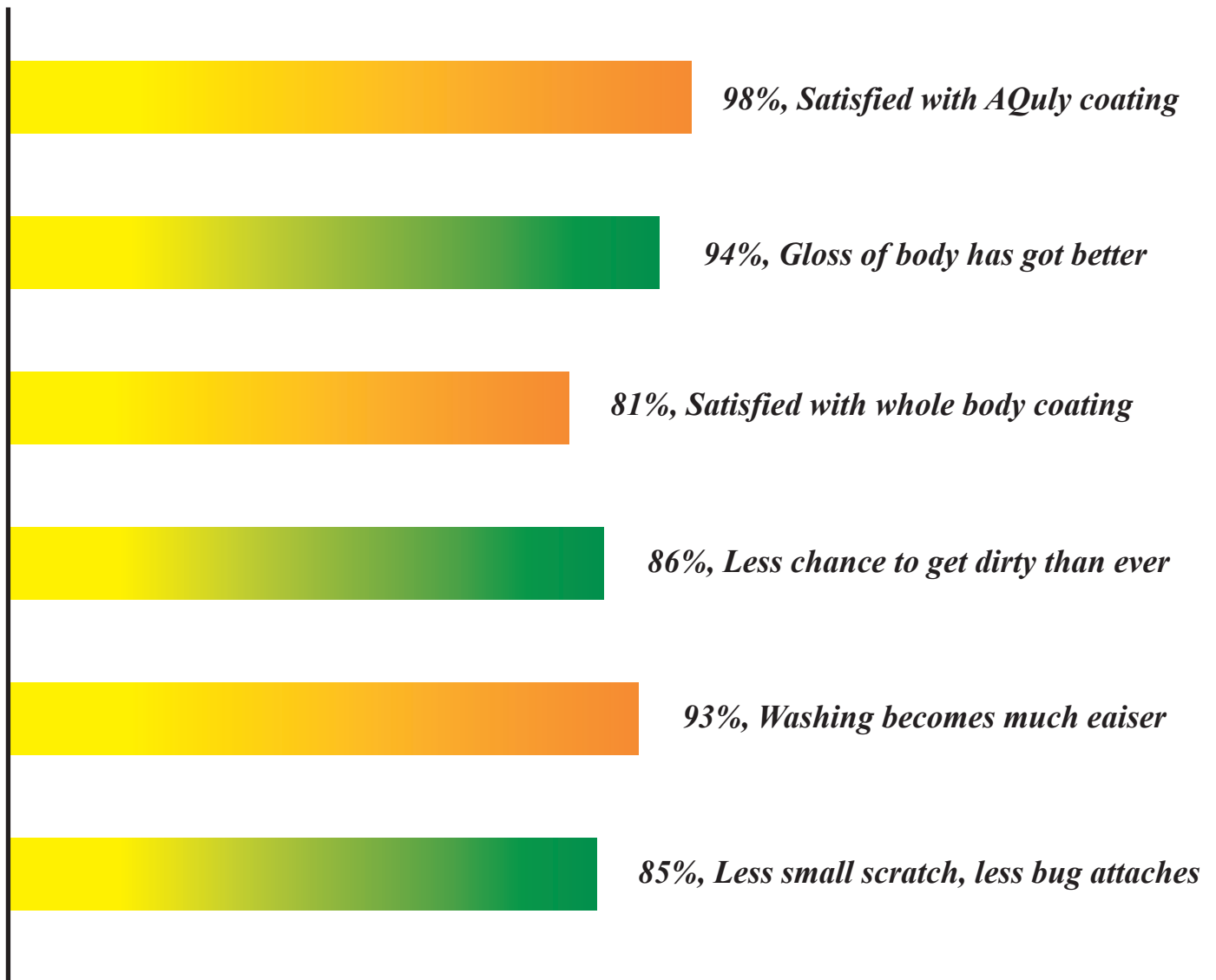
## Comparison, AQuly and other coatings

- Very good    - Good    - Not so good    × - Bad

	Heat resistance	Weather resistance	Electrical insulation	Water repellency	Adequate hardness	Clarity
<b>AQuly</b>						
Fluoro type					×	
Silicone type		×				
Organic polymer	×	×			×	

## Customer's response, *AQuly*

*AQuly has been highly appreciated by customers since introduced.*



## User reports, *AQuly*

*Customers are totally satisfied with AQuly glass resin coating.*

*The shining body after rain is very beautiful.*

*I was surprised that even after rain, the car body with AQuly is strong against getting dirty.*

*I heard that AQuly has self-cleaning function which is the effect that rain washes away dirt and dust from the body.*

*Water on body also flows well. My car looks shining more than ever.*

*Man 58 y.o.*

*Totally different from any of those existing coatings.*

*AQuly, I just have had on my car, is totally different from other coatings.*

*I am satisfied very much with shine and gloss of AQuly.*

*I feel very happy also because AQuly lasts for a long term.*

*Man 33 y.o.*

*My car parked at open air space, gets less dirt and dust.*

*I chose AQuly because I bought a new car and must park in an open air parking space.*

*I like AQuly because it protects my car from dust and dirt.*

*Even after rain, my car looks beautiful.*

*I also feel good with AQuly and its easy maintenance methods.*

*Woman 21 y.o.*



Tell me about maintenance products line-up

The following products are exclusively for AQuly maintenance



**Conditioner**  
**Super water repellent**

Maintenance conditioner made of silica type glass polymer with specially designed water repellent effect added.



**Conditioner**  
**Super hydrophilicity**

Maintenance conditioner made of silica type glass polymer with specially designed hydrophilicity effect added.



**Cleaner**

It removes dirt, stain or small scratches on body and make surface even. It forms polymer film which is tough to get dirty.



**AQuly cloth**

Specially designed cloth for AQuly coating. It is very gentle to car body.



**Metal remove clay**

Removes metal powder, pitch or tar attached on car body.



Tell me how to use the maintenance products

Please use "Conditioner" and "Cleaner".



**\*How to use "Conditioner"**

- 1) Wash body with water to remove dust or sand
- 2) Shake "Conditioner" well before use
- 3) Dry body surface after washing.  
Spray "Conditioner" on AQuly coating and spread evenly with "AQuly cloth".

\*Please spread immediately after spray "Conditioner".  
(Unless otherwise, risk of uneven finish by heat.)

**\*How to use "Cleaner"**

- 1) Wash body with water to remove dust or sand
- 2) Dry body surface after washing.  
Apply "Cleaner" on stains, small scratches and rub with sponge.



When need to do maintenance?

Once or twice a month, wash by water and finish with "Conditioner"



Washing is needed once or twice a month, only with water, especially after rain.  
If any stain or strong dirt, use "Cleaner".  
"Conditioner" is needed only once a month or two month. Apply after washing.

**Q** Tell me about car wash

**A** When car wash, use a water hose and wash with streaming water

**Please wash in order as follows- (1) roof (2) bonnet (3) side body (4) tire wheel. Drying step also follows the order.**

*\*Please avoid washing under the burning sun.*

*\*Please wash with tap water. (Well water or industrial water may cause water spots.)*

**Q** Can I use washing machines?

**A** Please do not use.

**AQuly coating has tough film of 6H hardness, however washing machine's brush or sand on body may cause small scratches on surface.**

*\*Once a month usage may be ok.*

*\*Recent cloth type washing machines or non-brush type are ok.*

**Q** How to remove stains, scales or birds' droppings.

**A** Firstly wash with water. If remains, use "Cleaner".

*\*Usage of "Metal remove clay" is also effective.*

**Q** How to remove water spots.

**A** Water spots may happens when drops of water on water-repellent surface dry. In most cases, they can be removed by washing with water or wiping with wet clothes. If remain, use "Cleaner" or "Metal remove clay".

**Q** How to prevent water spots.

**A**

- 1) In case of dark color cars, shorter interval of washing in summer.
- 2) Try to find in earlist timing. If any, wash it as soon as possible.
- 3) Dry well after each washing.